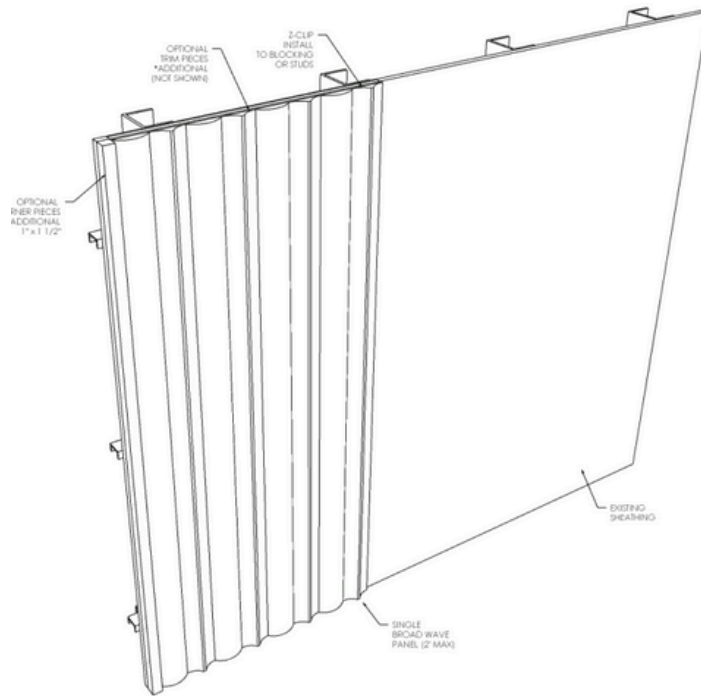


BROAD WAVE SLAT WOOD WALL & CEILING PANELS



PRODUCT SPECIFICATIONS

SLAT DIMENSIONS	Overall standard thickness is 1 1/2" Panels include a 3/4" thick nominal veneered backer (11/16" actual) Standard individual slat size is 3" face, 3/4" visible depth
PANEL WIDTH	Panel supplied up to 2' maximum. Can be butted together seamlessly
PANEL HEIGHT	Standard height is 8' Up to 10' available (price increase)
MINIMUM	100sf for 2' X 8' panels 200sf for custom size panels
FINISH	Unfinished or prefinished - see next page
INSTALLATION	Typically installed with Z clips - see next page
CUSTOM	Custom slat and panel sizes available

NOTE: Pricing of all solid wood and veneer products experience fluctuations. Please reach out for current pricing for your specific project

BROAD WAVE SLAT WOOD WALL & CEILING PANELS

PRODUCT DATA

Description: Three-dimensional wall panels with solid wood slats on MDF.

Species Options: Select White Oak, Select Walnut, Select Ash, Select Paint Grade Poplar

Source Options: Domestic Timber (Midwest), FSC® Certified Available on Request (FSC-C199866)

Dimensions: 2'x8' panels standard

Weight: 4.5-4.75lbs per SF

Core: 11/16" MDF, NAF, TSCA Title VI Compliant, Class A Fire Rated and/or FSC Certified Core available on request (FSC-C199866)

Finish Options: Matte Clear, Premium Oil, Smoke, Custom Stain

Additional Options: Trim and corner pieces available for an additional charge. Unfinished panels are available upon request

Site Conditions: For most installations, we recommend a climatic temperature between 55 to 75 degrees Fahrenheit and 30% to 50% humidity level. Environments that do not meet these criteria will cause wood to experience shrinking and swelling issues that damage the product. We cannot guarantee our product's performance in such environments.

Installation: Installation materials are not included and must be purchased separately. For wall installation, we recommend using MF375 Monarch Z-Clips.

Grain and Allowances: Natural color variation will occur across panels. White Oak and Walnut panels may include sapwood up to 10% of total panel. Small, sound pin knots may occur in solid wood slats.

LEED: Urban Evolutions veneer panels may contribute toward satisfying the following credits under LEED® v4.1:

M&R – Material Ingredients – Declare

M&R – Sourcing of Raw Materials – Material Reuse (Urban Wood), Wood Products (FSC)

IEQ – Low-Emitting Materials – VOC Emissions Evaluation

Human Health: Certified Clean Air GOLD (CDPH Compliant), Declare Red List Free

End of Life: Panels can be reused in their entirety. Learn more through our [UE Takeback Reuse Program](#)

For further information, please reach out to the following team members:

- Sustainability Inquiries – Emma@urbanevolutions.com
- Specification & Product Inquiries – Matt@urbanevolutions.com



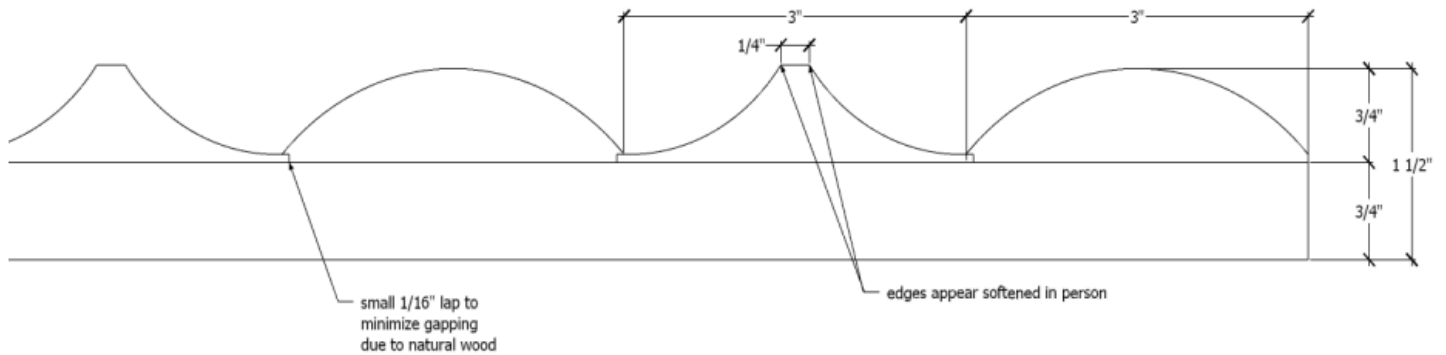
URBAN EVOLUTIONS
materials that drive design

(920) 380-4149
2401 W. College Ave Appleton, WI 54914
urbanevolutions.com

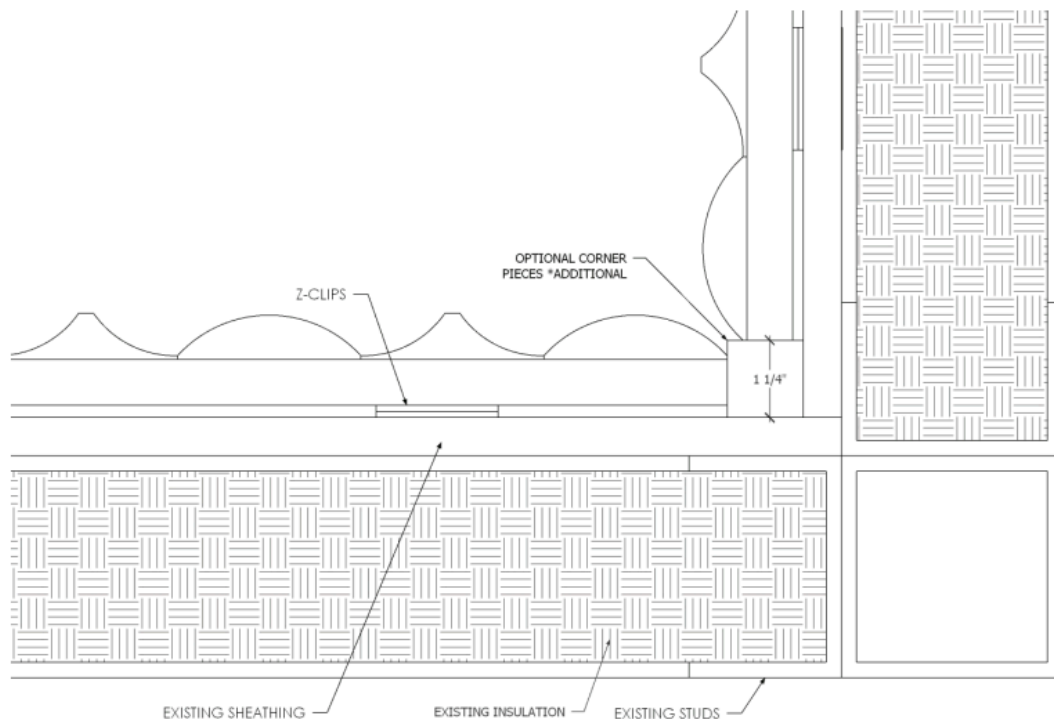
BROAD WAVE SLAT WOOD WALL & CEILING PANELS

PRODUCT IMAGES

Slat Dimensions



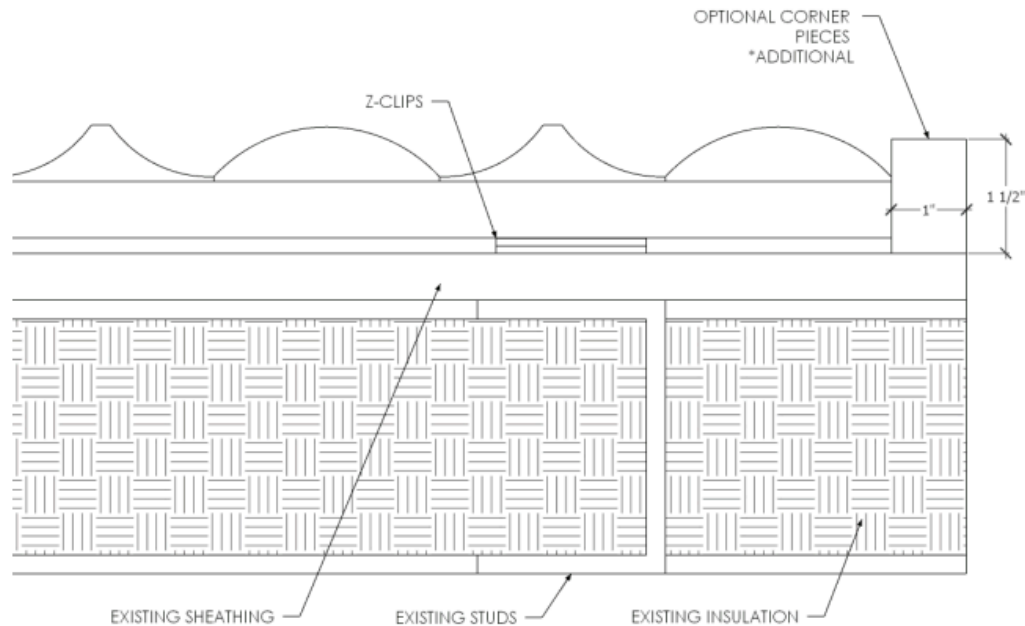
Corner Pieces Top View



BROAD WAVE SLAT WOOD WALL & CEILING PANELS

PRODUCT IMAGES

Edge Piece Top View



Veneer Edge Top View

